

KHSAA Basketball - Game Box Score

Mason County Royals vs. Apollo Eagles

Date: 03/17/2006 Time: 6:30 pm Site: Rupp Arena-Lexington, KY Attendance: N

Visitors: Apollo Eagles

##	Name	P	FG	3 Pt	FT	PTS	ORB	DRB	TR	PF	AST	TO	BS	ST	MIN
5	Logan Robbins		0/0	0/0	0/0	0	0	0	0	0	0	1	0	0	2:30
10	* Jake Wells		4/8	2/5	1/2	11	0	1	1	2	3	0	0	1	28:50
12	Colby Murphy		0/0	0/0	0/0	0	0	0	0	0	0	0	0	0	DNP
14	Nate Jackson		0/0	0/0	0/0	0	0	0	0	0	0	0	0	0	DNP
15	Terrance Johnson		0/1	0/0	0/0	0	0	0	0	0	0	1	0	0	4:49
20	* Doug Denton		2/5	1/2	8/8	13	0	0	0	3	2	3	0	2	29:30
21	Carlos Alas		0/0	0/0	0/0	0	0	0	0	0	0	0	0	0	0:17
22	Brandon McMichael		0/0	0/0	0/0	0	0	0	0	0	0	0	0	0	DNP
23	* Brad Morris		3/5	0/0	1/3	7	4	8	12	2	2	1	0	0	29:23
33	Michael Pope		0/0	0/0	0/0	0	0	1	1	0	0	0	0	0	0:17
34	* Tyler Brown		4/9	2/5	4/4	14	0	4	4	1	3	2	0	0	30:04
43	Justin Little		1/3	0/0	1/2	3	0	1	1	2	0	1	0	0	13:22
44	* Ben Duvall		0/0	0/0	0/0	0	0	3	3	2	0	1	0	1	20:41
50	Jacob Sims		0/0	0/0	0/0	0	0	0	0	0	0	0	0	0	DNP
32	Jeff Davis		0/0	0/0	0/0	0	0	0	0	0	0	0	0	0	0:17
	Team						2	0	2			1			
	Totals		14/31	5/12	15/19	48	6	18	24	12	10	11	0	4	160
	Total FG		1st Half	8/18	44.4%	2nd Half	6/13	46.2%	Game	14/31	45.2%				
	3 PT FG		1st Half	3/9	33.3%	2nd Half	2/3	66.7%	Game	5/12	41.7%				
	Free Throws		1st Half	4/4	100%	2nd Half	11/15	73.3%	Game	15/19	78.9%				

Home: Mason County Royals

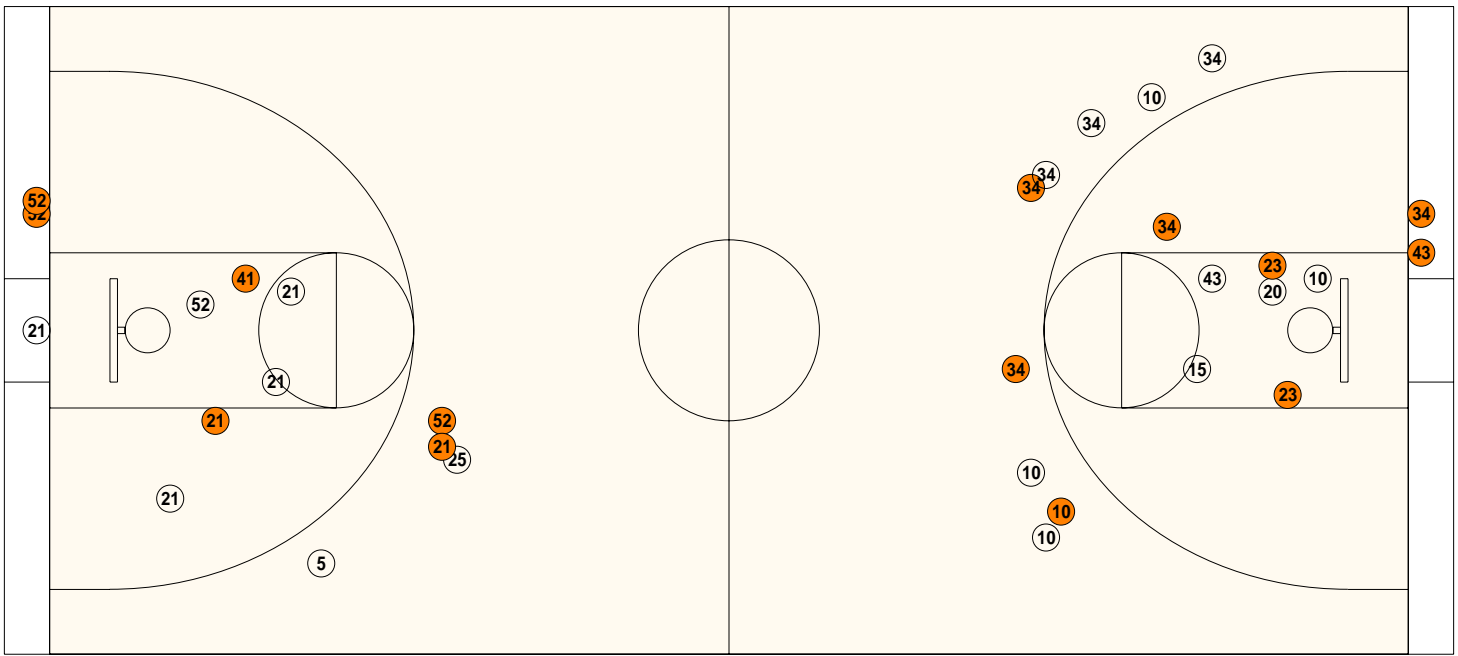
##	Name	P	FG	3 Pt	FT	PTS	ORB	DRB	TR	PF	AST	TO	BS	ST	MIN
5	* Tyreese Scott		1/6	0/4	1/3	3	0	0	0	3	1	1	0	3	26:57
11	Trevor Setty		1/4	1/3	0/0	3	2	2	4	2	0	1	0	1	14:04
15	Ryan Hamm		0/0	0/0	0/0	0	0	0	0	0	0	0	0	0	0:05
21	* Darius Miller		3/10	1/3	0/1	7	0	3	3	3	3	4	0	0	31:43
22	Ethan King		0/0	0/0	0/0	0	0	0	0	0	0	0	0	0	0:17
23	* Brad Pawsat		0/0	0/0	0/0	0	0	1	1	3	2	1	0	1	13:37
25	* Tony Browning		1/3	1/3	1/2	4	1	2	3	2	3	1	0	0	24:19
33	Russ Middleton		0/0	0/0	0/0	0	0	0	0	0	0	0	0	0	DNP
41	Nathan Stahl		1/1	0/0	0/0	2	0	0	0	0	0	1	0	0	16:12
42	Jackson Tolle		0/0	0/0	0/0	0	0	0	0	0	0	0	0	0	0:17
43	Keith Downing		0/1	0/1	0/0	0	0	0	0	0	0	0	0	0	0:17
52	* Mikah Turner		7/10	2/3	1/5	17	3	4	7	3	0	2	0	1	31:43
20	Drew Lykins		0/0	0/0	0/0	0	0	0	0	0	0	0	0	0	0:12
31	Jeremy Thompson		0/0	0/0	0/0	0	0	0	0	0	0	0	0	0	0:17
	Team						1	1	2						
	Totals		14/35	5/17	3/11	36	7	13	20	16	9	11	0	6	160
	Total FG		1st Half	6/13	46.2%	2nd Half	8/22	36.4%	Game	14/35	40.0%				
	3 PT FG		1st Half	2/4	50.0%	2nd Half	3/13	23.1%	Game	5/17	29.4%				
	Free Throws		1st Half	2/5	40.0%	2nd Half	1/6	16.7%	Game	3/11	27.3%				

	APO	Mason		APO	Mason		APO	Mason
Free Throw Pts	15	3	3Pt Points	15	15	Pts/Possession	1.04	0.82
Pts off Turnovers	8	7	2nd Chance Points	4	3	Pts off Bench	3	5
Total Rebounds	24	20	Team Rebounds	2	2	Dead Ball Reb	3	3
Off Rebound %	31.6	28.0	Def Rebound %	72.0	68.4	Total Rebound %	54.5	45.5
3Pt Efficiency	+10.1	-3.9	Def. Stops	29	24	Pts/Shot	1.20	0.90
Technical Fouls	APO	None						
	Mason	None						
Officials	Jim Hughes, Richard Price, Bob Hall							

	Qtr 1	Qtr 2	Qtr 3	Qtr 4	OT 1	OT 2	OT 3	OT 4	Total
Apollo Eagles	14	9	13	12	0	0	0	0	48
Mason County Royals	8	8	10	10	0	0	0	0	36

Largest Lead Mason 31 APO 45 (14 pts) **Lead Changes** 2 **Number of Ties** 2
Comments: None

FIRST HALF



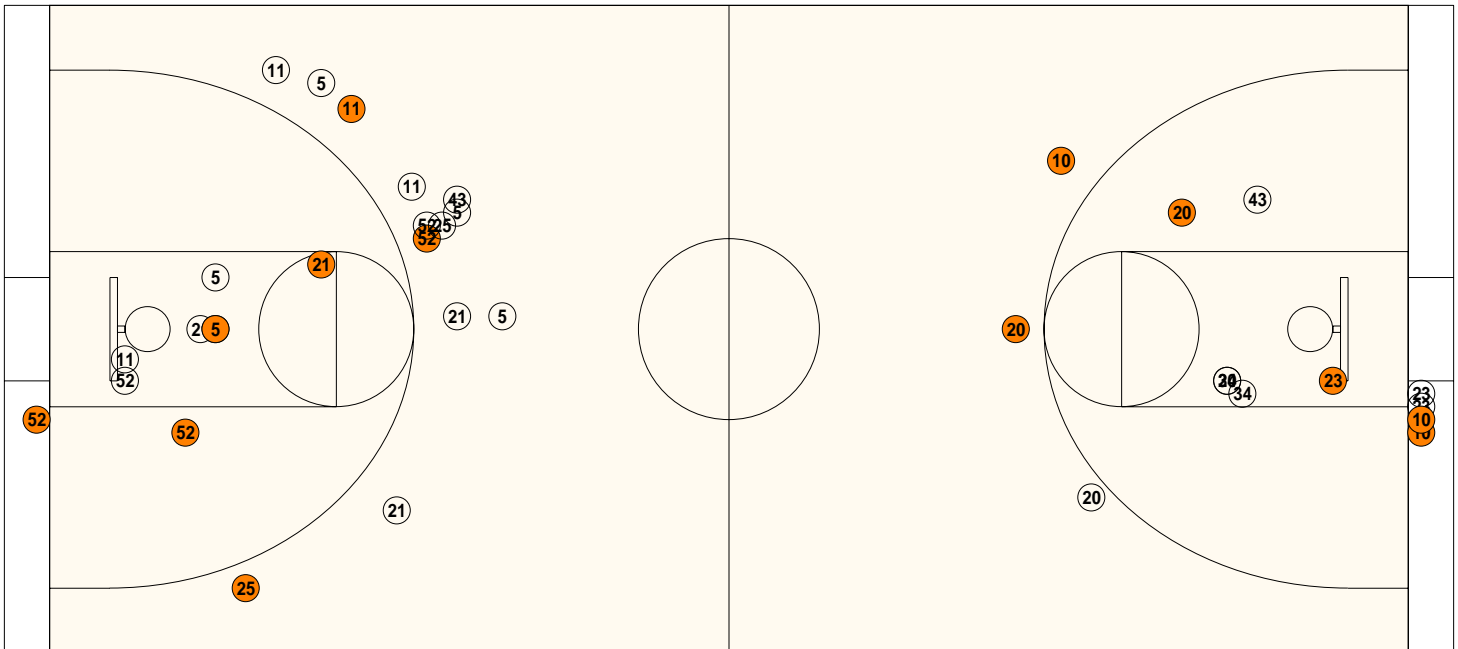
Mason County

Shooting	Pts	Pts	Pts/Shot
2FG 4/9 (44.4%)	8	Pts/Shot	1.07
3FG 2/4 (50.0%)	6	2nd Eff Pts	0
TFG 6/13 (46.2%)		Pts off TO's	3
FT 2/5 (40.0%)	2	3Pt Eff	+20.4
Scoring Distribution: 2FG 50.0% 3FG 37.5% FT 12.5%			

Apollo

Shooting	Pts	Pts	Pts/Shot
2FG 5/9 (55.6%)	10	Pts/Shot	1.15
3FG 3/9 (33.3%)	9	2nd Eff Pts	2
TFG 8/18 (44.4%)		Pts off TO's	4
FT 4/4 (100%)	4	3Pt Eff	-3.7
Scoring Distribution: 2FG 43.5% 3FG 39.1% FT 17.4%			

SECOND HALF



Mason County

Shooting	Pts	Pts	Pts/Shot
2FG 5/9 (55.6%)	10s	Pts/Shot	0.80
3FG 3/13 (23.1%)	9	2nd Eff Pts	3
TFG 8/22 (36.4%)		Pts off TO's	4
FT 1/6 (16.7%)	1	3Pt Eff	-14.0
Scoring Distribution: 2FG 50.0% 3FG 45.0% FT 5.0%			

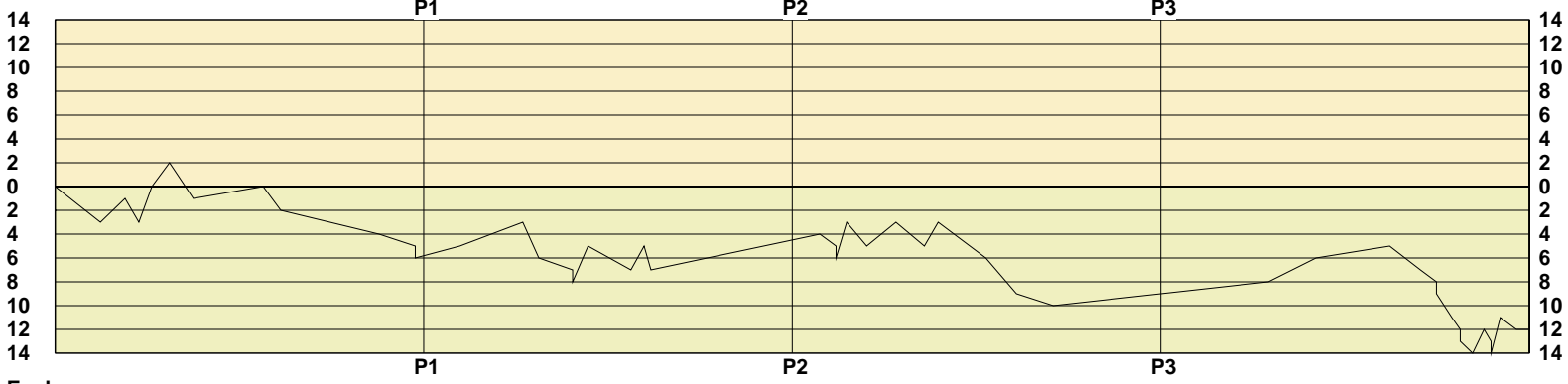
Apollo

Shooting	Pts	Pts	Pts/Shot
2FG 4/10 (40.0%)	8ts	Pts/Shot	1.25
3FG 2/3 (66.7%)	6	2nd Eff Pts	2
TFG 6/13 (46.2%)		Pts off TO's	4
FT 11/15 (73.3%)	11	3Pt Eff	+40.0
Scoring Distribution: 2FG 32.0% 3FG 24.0% FT 44.0%			

KHSAA Basketball - Scoring Timeline Report
Mason County Royals vs. Apollo Eagles
 DATE: 03/17/2006 TIME: 6:30 pm SITE: Rupp Arena-Lexington, KY

Royals

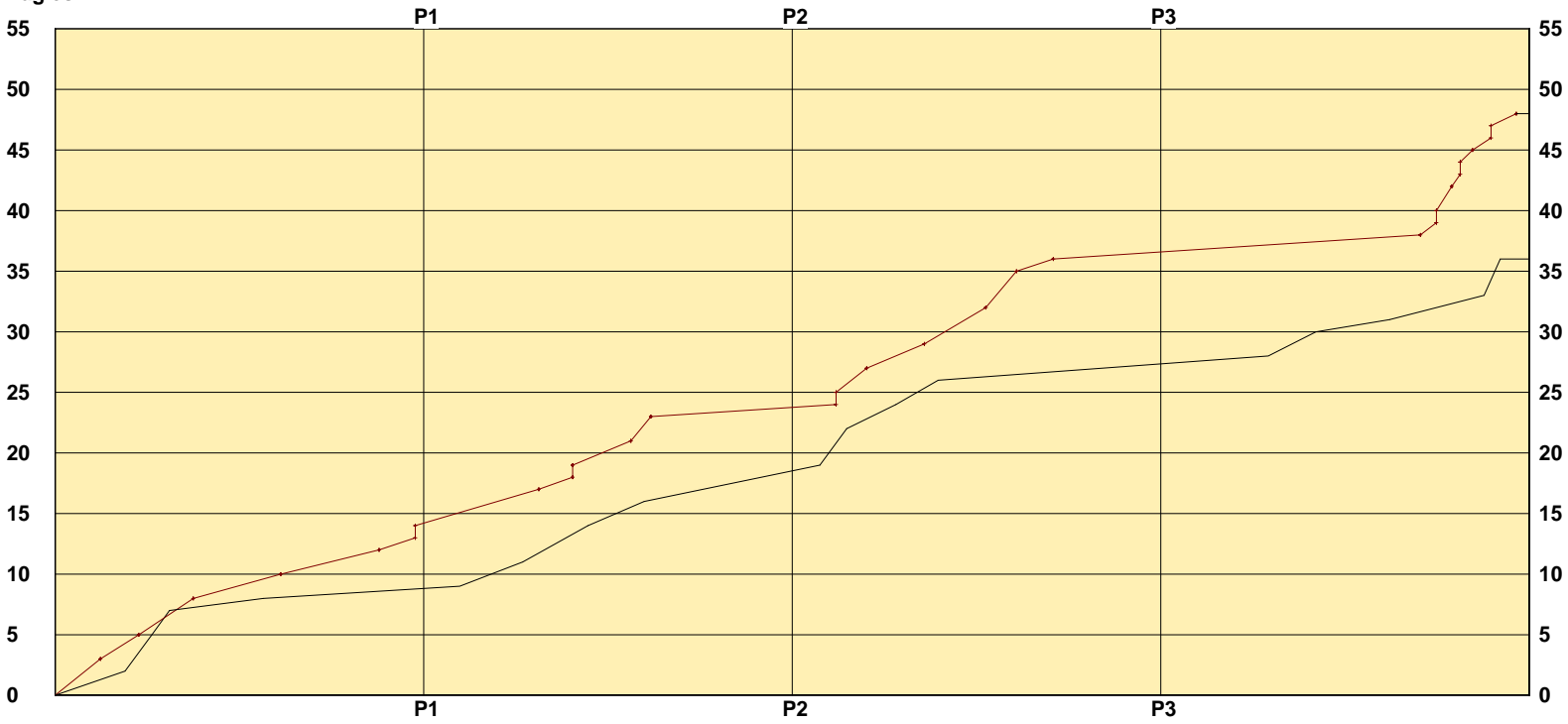
LEAD TIMELINE



Eagles

Royals
Eagles

SCORING TIMELINE



Largest Lead Mason 31 APO 45 (14 pts) Lead Changes 2 Number of Ties 2

KHSAA Basketball - Play by Play Report - Scoring Only (pg 1)

Mason County Royals vs. Apollo Eagles

Date: 03/17/2006 Time: 6:30 pm Site: Rupp Arena-Lexington, KY Attendance: N

Name	Action	Action	Score	Clock	Diff	Name	Action	Action
			0-3	1 7:01	-3 (L1)	T Brown	3Pt Made	J Wells Assist
M Turner	Layup Made	B Pawsat Assist	2-3	1 6:29	-1			
			2-5	1 6:11	-3	T Brown	Layup Made	J Wells Assist
M Turner	3Pt Made	T Scott Assist	5-5	1 5:54	(T1)			
M Turner	Layup Made	B Pawsat Assist	7-5	1 5:31	+2 (L2)			
			7-8	1 5:00	-1 (L3)	T Brown	3Pt Made	B Morris Assist
M Turner	FT Made		8-8	1 3:29	(T2)			
			8-10	1 3:06	-2	T Brown	FG Made	
			8-12	1 0:58	-4	B Morris	FG Made	
T Scott	Personal Foul		8-13	1 0:11	-5	D Denton	FT Made	
			8-14	1 0:11	-6	D Denton	FT Made	

End of Period Summary Royals 8 Eagles 14

Largest Lead: Royals 8 Eagles 14 (6 pts)

Lead in Period: Royals 8 Eagles 14 (6 pts)

1 for 2 oppo pts

1 for 0 pts

3/10 for 30.0 %

1/2 for 50.0 %

Turnovers

2nd Chances

Field Goals

Free Throws

Lead Changes: 3 Ties: 2

Lead Changes: 2 Ties: 2 (this period)

1 for 0 oppo pts

2 for 2 pts

5/12 for 41.7 %

2/2 for 100 %

T Scott	FT Made		9-14	2 7:13	-5			
N Stahl	FG Made		11-14	2 5:51	-3			
			11-17	2 5:30	-6	J Wells	3Pt Made	T Brown Assist
			11-18	2 4:46	-7	D Denton	FT Made	
			11-19	2 4:46	-8	D Denton	FT Made	
D Miller	3Pt Made	T Browning Assist	14-19	2 4:26	-5			
			14-21	2 3:30	-7	B Morris	FG Made	J Wells Assist
D Miller	FG Made		16-21	2 3:13	-5			
			16-23	2 3:04	-7	J Little	Layup Made	D Denton Assist

End of Period Summary Royals 16 Eagles 23

Largest Lead: Royals 11 Eagles 19 (8 pts)

Lead in Period: Royals 11 Eagles 19 (8 pts)

3 for 2 oppo pts

0 for 0 pts

3/3 for 100 %

1/3 for 33.3 %

Turnovers

2nd Chances

Field Goals

Free Throws

Lead Changes: 3 Ties: 2

Lead Changes: 0 Ties: 0 (this period)

2 for 3 oppo pts

2 for 0 pts

3/6 for 50.0 %

2/2 for 100 %

T Browning	3Pt Made	D Miller Assist	19-23	3 7:24	-4			
D Miller	Personal Foul		19-24	3 7:03	-5	T Brown	FT Made	
			19-25	3 7:03	-6	T Brown	FT Made	
M Turner	3Pt Made	T Browning Assist	22-25	3 6:49	-3			
			22-27	3 6:23	-5	B Morris	Putback Made	
M Turner	FG Made	D Miller Assist	24-27	3 5:45	-3			
			24-29	3 5:08	-5	J Wells	Layup Made	D Denton Assist
D Miller	FG Made		26-29	3 4:50	-3			
			26-32	3 3:48	-6	D Denton	3Pt Made	T Brown Assist
			26-35	3 3:08	-9	J Wells	3Pt Made	T Brown Assist
M Turner	Personal Foul		26-36	3 2:20	-10	J Little	FT Made	

End of Period Summary Royals 26 Eagles 36

KHSAA Basketball - Play by Play Report - Scoring Only (pg 2)

Mason County Royals vs. Apollo Eagles

Date: 03/17/2006 Time: 6:30 pm Site: Rupp Arena-Lexington, KY Attendance: N

Name	Action	Action	Score	Clock	Diff	Name	Action	Action
Largest Lead: Royals 26 Eagles 36 (10 pts)						Lead Changes: 3 Ties: 2		
Lead in Period: Royals 26 Eagles 36 (10 pts)						Lead Changes: 0 Ties: 0 (this period)		
4 for 4 oppo pts			Turnovers			2 for 0 oppo pts		
0 for 0 pts			2nd Chances			2 for 2 pts		
4/5 for 80.0 %			Field Goals			4/9 for 44.4 %		
0/2 for 0.00 %			Free Throws			3/4 for 75.0 %		
M Turner	Layup Made	D Miller Assist	28-36	4	5:40	-8		
M Turner	FG Made	T Browning Assist	30-36	4	4:38	-6		
T Browning	FT Made		31-36	4	3:02	-5	D Denton	Personal Foul
			31-38	4	2:22	-7	D Denton	FG Made
			31-39	4	2:01	-8	D Denton	FT Made
			31-40	4	2:01	-9	D Denton	FT Made
			31-42	4	1:41	-11	J Wells	Layup Made
T Setty	Personal Foul		31-43	4	1:30	-12	D Denton	FT Made
			31-44	4	1:30	-13	D Denton	FT Made
			31-45	4	1:14	-14	J Wells	FT Made
T Scott	FG Made		33-45	4	0:59	-12		
T Setty	Personal Foul		33-46	4	0:50	-13	T Brown	FT Made
			33-47	4	0:50	-14	T Brown	FT Made
T Setty	3Pt Made		36-47	4	0:38	-11		
			36-48	4	0:17	-12	B Morris	FT Made

End of Period Summary Royals 36 Eagles 48

Largest Lead: Royals 31 Eagles 45 (14 pts)						Lead Changes: 3 Ties: 2		
Lead in Period: Royals 31 Eagles 45 (14 pts)						Lead Changes: 0 Ties: 0 (this period)		
3 for 0 oppo pts			Turnovers			6 for 4 oppo pts		
6 for 3 pts			2nd Chances			0 for 0 pts		
4/17 for 23.5 %			Field Goals			2/4 for 50.0 %		
1/4 for 25.0 %			Free Throws			8/11 for 72.7 %		

OFFICIAL BASKETBALL BOX SCORE
Apollo Eagles vs Mason County Royals

03/17/2006 6:30 pm
Final Box Score

Rupp Arena
Lexington, KY

No.	Apollo Eagles	Total FG		3-point		Free throw		Rebounds			F	TP	A	TO	BLK	STL	MIN
		FG	FGA	FG	FGA	FT	FTA	Off	Def	Tot							
5	Logan Robbins	0	0	0	0	0	0	0	0	0	0	0	0	1	0	0	2:30
10	Jake Wells	4	8	2	5	1	2	0	1	1	2	11	3	0	0	1	28:50
12	Colby Murphy	0	0	0	0	0	0	0	0	0	0	0	0	0	0	0	DNP
14	Nate Jackson	0	0	0	0	0	0	0	0	0	0	0	0	0	0	0	DNP
15	Terrance Johnson	0	1	0	0	0	0	0	0	0	0	0	0	1	0	0	4:49
34	Tyler Brown	4	9	2	5	4	4	0	4	4	1	14	3	2	0	0	30:04
20	Doug Denton	2	5	1	2	8	8	0	0	0	3	13	2	3	0	2	29:30
23	Brad Morris	3	5	0	0	1	3	4	8	12	2	7	2	1	0	0	29:23
44	Ben Duvall	0	0	0	0	0	0	0	3	3	2	0	0	1	0	1	20:41
43	Justin Little	1	3	0	0	1	2	0	1	1	2	3	0	1	0	0	13:22
21	Carlos Alas	0	0	0	0	0	0	0	0	0	0	0	0	0	0	0	0:17
33	Michael Pope	0	0	0	0	0	0	0	1	1	0	0	0	0	0	0	0:17
32	Jeff Davis	0	0	0	0	0	0	0	0	0	0	0	0	0	0	0	0:17
22	Brandon McMichael	0	0	0	0	0	0	0	0	0	0	0	0	0	0	0	DNP
50	Jacob Sims	0	0	0	0	0	0	0	0	0	0	0	0	0	0	0	DNP
Team (Included in Totals)								2	0	2							
Totals		14	31	5	12	15	19	6	18	24	12	48	10	11	0	4	160
Total FG%: 1st half 8 - 18 (44.4%) 2nd half 6 - 13 (46.2%) Game 14 - 31 (45.2%)												Deadball					
3Pt FG%: 1st half 3 - 9 (33.3%) 2nd half 2 - 3 (66.7%) Game 5 - 12 (41.7%)												rebounds					
FT%: 1st half 4 - 4 (100%) 2nd half 11 - 15 (73.3%) Game 15 - 19 (78.9%)												3					

No.	Mason County Royals	Total FG		3-point		Free throw		Rebounds			F	TP	A	TO	BLK	STL	MIN
		FG	FGA	FG	FGA	FT	FTA	Off	Def	Tot							
5	Tyreese Scott	1	6	0	4	1	3	0	0	0	3	3	1	1	0	3	26:57
11	Trevor Setty	1	4	1	3	0	0	2	2	4	2	3	0	1	0	1	14:04
15	Ryan Hamm	0	0	0	0	0	0	0	0	0	0	0	0	0	0	0	0:05
21	Darius Miller	3	10	1	3	0	1	0	3	3	3	7	3	4	0	0	31:43
22	Ethan King	0	0	0	0	0	0	0	0	0	0	0	0	0	0	0	0:17
52	Mikah Turner	7	10	2	3	1	5	3	4	7	3	17	0	2	0	1	31:43
25	Tony Browning	1	3	1	3	1	2	1	2	3	2	4	3	1	0	0	24:19
41	Nathan Stahl	1	1	0	0	0	0	0	0	0	0	2	0	1	0	0	16:12
23	Brad Pawsat	0	0	0	0	0	0	0	1	1	3	0	2	1	0	1	13:37
42	Jackson Tolle	0	0	0	0	0	0	0	0	0	0	0	0	0	0	0	0:17
43	Keith Downing	0	1	0	1	0	0	0	0	0	0	0	0	0	0	0	0:17
31	Jeremy Thompson	0	0	0	0	0	0	0	0	0	0	0	0	0	0	0	0:17
20	Drew Lykins	0	0	0	0	0	0	0	0	0	0	0	0	0	0	0	0:12
33	Russ Middleton	0	0	0	0	0	0	0	0	0	0	0	0	0	0	0	DNP
Team (Included in Totals)								1	1	2							
Totals		14	35	5	17	3	11	7	13	20	16	36	9	11	0	6	160
Total FG%: 1st half 6 - 13 (46.2%) 2nd half 8 - 22 (36.4%) Game 14 - 35 (40.0%)												Deadball					
3Pt FG%: 1st half 2 - 4 (50.0%) 2nd half 3 - 13 (23.1%) Game 5 - 17 (29.4%)												rebounds					
FT%: 1st half 2 - 5 (40.0%) 2nd half 1 - 6 (16.7%) Game 3 - 11 (27.3%)												3					

Technical Fouls: None

Attendance: N

Officials: Jim Hughes, Richard Price, Bob Hall

Score by Period	1st	2nd	3rd	4th	Final	Record	Overall	Conf
Apollo Eagles	14	9	13	12	48	Eagles		
Mason County Royals	8	8	10	10	36	Royals		

Royals Eagles			Royals Eagles			Royals Eagles		
Points off Turnovers	7	8	Second Effort Points	3	4	Bench Points	5	3
Points in the Paint	10	12	3 Point Points	15	15	Free Throw Points	3	15
3pt Efficiency	-3.9	+10.1	Points/Shot	0.90	1.20	Defensive Stops	24	29
Largest Lead	31	45 (14 pts)	Lead Changes	2		Number of Ties	2	

Game comments: None